



UNIVERSITY OF MINNESOTA

2024 - 2025

UNDERGRADUATE Enrollment Report

Office of Enrollment Management
University of Minnesota Twin Cities



Dear Colleagues,

I am pleased to share the 2024–2025 Undergraduate Enrollment Report for the Twin Cities campus.

This past year has been marked by significant achievements, reinforcing our commitment to attracting, enrolling, and supporting talented undergraduate students.



Key Highlights:

- **Strong Enrollment:** We welcomed a robust undergraduate student body totaling 31,855 students, including 7,391 new first-year students—the largest first-year class since 1965. We also saw our new transfer student enrollment rebound to 1,747 students. Almost 70% of our undergraduates are Minnesota residents.
- **Academic Excellence:** Our incoming class demonstrated strong academic credentials. Of those who attended schools that provided class rank, more than two-thirds were in the top 25% and more than one-third ranked in the top 10%. About one out of every 11 of those students finished high school as the class valedictorian. Furthermore, the middle 50% of students who submitted standardized test results scored 1320–1470 on the SAT and 26–31 on the ACT.
- **Commitment to Inclusivity:** A broadly diverse student body continues to be central to our mission. This year, 25% of first-year students will be the first in their family to graduate from college, and 28% qualified for Pell Grants.
- **Geographic Reach:** Our undergraduates represent 107 countries worldwide, every state in the U.S., and 86 of Minnesota's 87 counties.
- **Student Success:** Our first-year retention rate remained impressive at 91.4%, underscoring our continued focus on student success and academic achievement. Our four-year graduation rate held strong at 71.3%, which is far above the national average.

These accomplishments highlight our continued strength in undergraduate enrollment and our dedication to fostering an academically rigorous, inclusive, and supportive educational environment.

Thank you to our many campus partners and the dedicated faculty, staff, students, alumni, and supporters throughout the state of Minnesota whose efforts contribute significantly to our ongoing success.



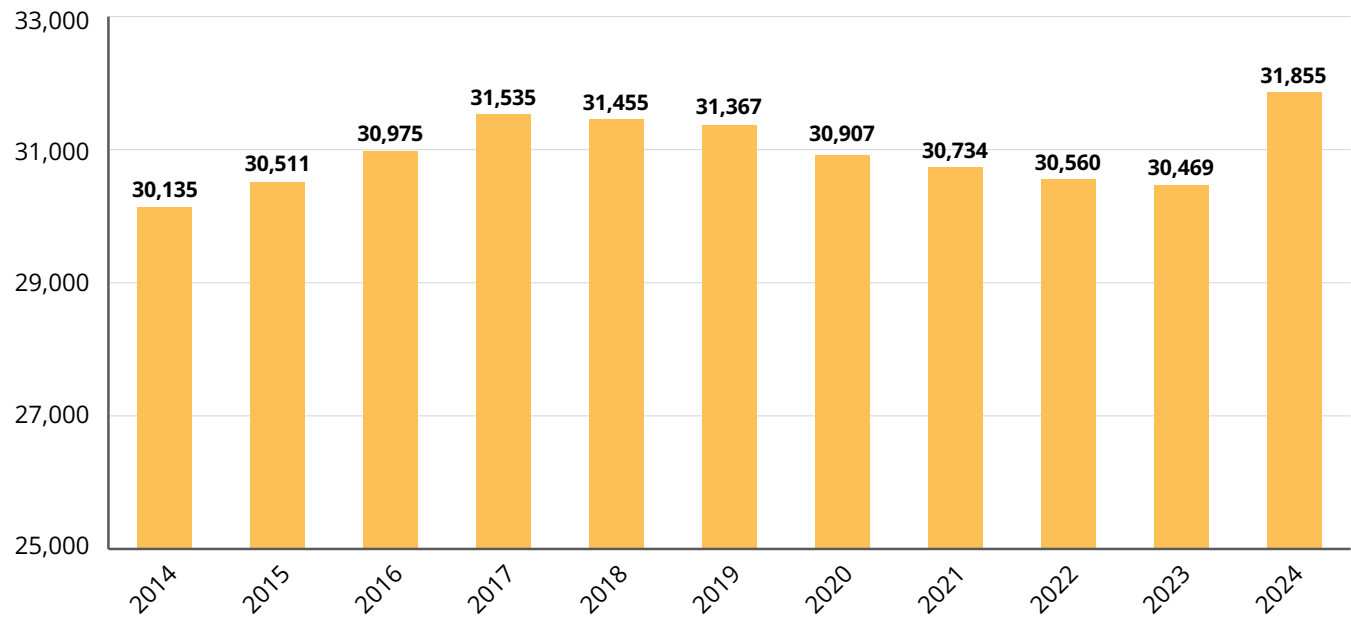
Gregory Sneed

Vice Provost for Enrollment Management

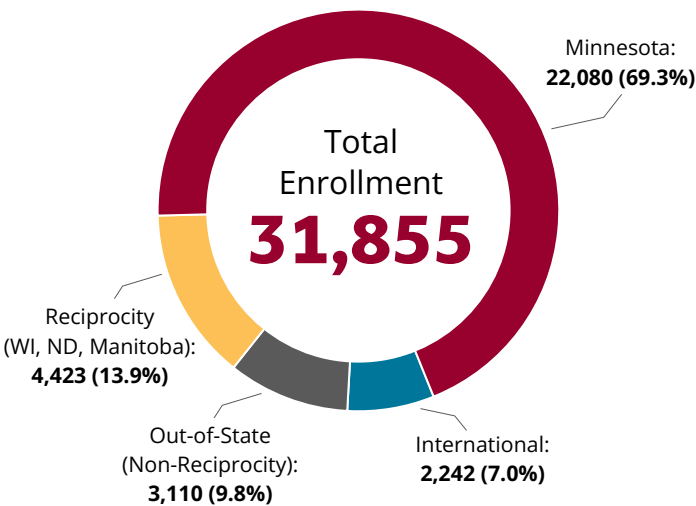


Undergraduate Enrollment

Twin Cities Undergraduate Enrollment



Twin Cities Undergraduate Enrollment
BY RESIDENCY



Average Time to Degree:
4 YEARS

First-Year Retention Rate:	Twin Cities 4-Year Graduation Rate:	Twin Cities 6-Year Graduation Rate:
91.4%	71.3%	85.6%

College / School	Number of Students	% of Total Students
Biological Sciences	2,372	7.4%
Continuing & Professional Studies	741	2.3%
Dentistry	56	0.2%
Design	1,469	4.6%
Education and Human Development	2,455	7.7%
Food, Agricultural and Natural Resource Sciences	1,767	5.5%
Liberal Arts	12,665	39.8%
Management	3,316	10.4%
Medical School	82	0.3%
Nursing	626	2.0%
Pharmacy	73	0.2%
Public Affairs	7	0.1%
Public Health	31	0.1%
Science & Engineering	6,195	19.4%
Total	31,855	100%



Undergraduate Enrollment



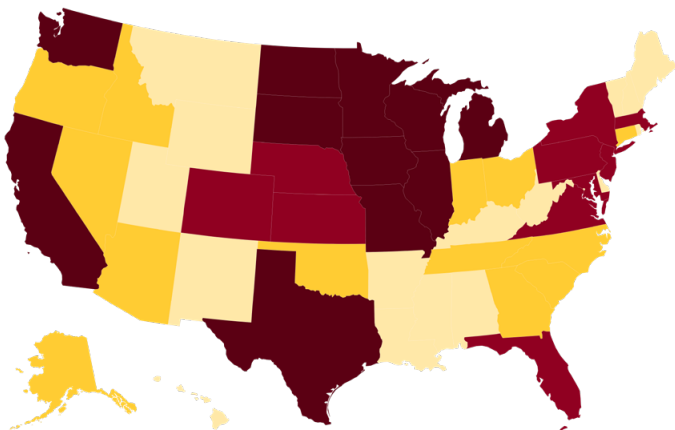
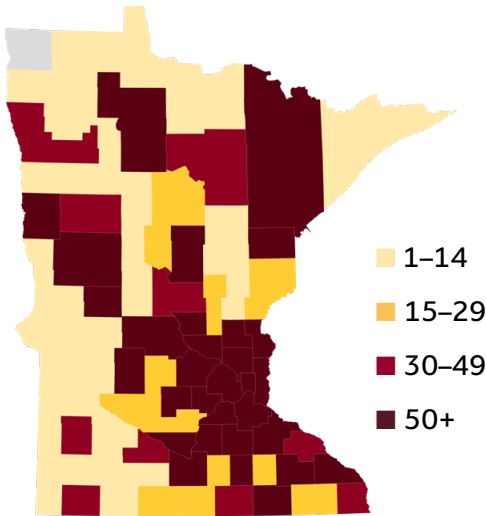
GOPHERS
COME FROM:

86
MN Counties

50
U.S. States

107
Countries

86 of 87 Minnesota Counties

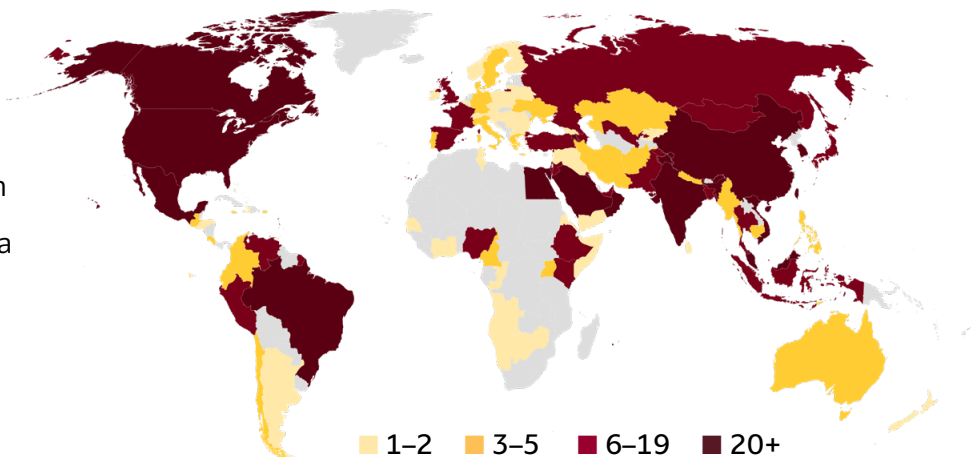


Top States Outside of Minnesota:

- | | |
|-----------------|-----------------|
| 1. Wisconsin | 5. South Dakota |
| 2. Illinois | 6. Texas |
| 3. California | 7. Iowa |
| 4. North Dakota | 8. Michigan |

Top Countries Outside of the U.S.:

- | | |
|-----------------|-------------|
| 1. China | 5. Vietnam |
| 2. India | 6. Malaysia |
| 3. Korea | 7. Canada |
| 4. Saudi Arabia | 8. Brazil |





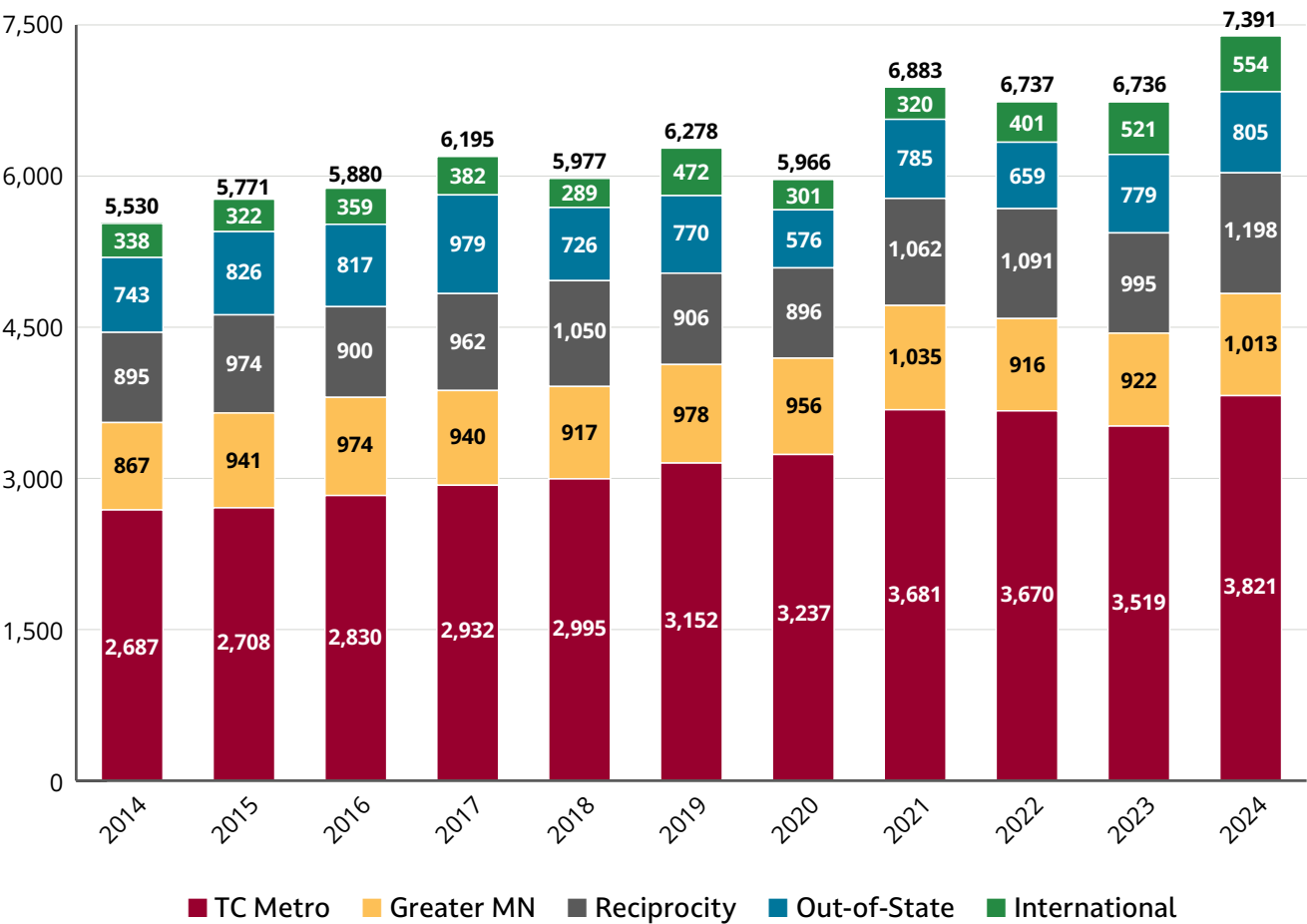
First-Year Enrollment

Entering Class of 2024

FIRST-YEAR STUDENTS: **7,391**

High School Valedictorian:	Ranked in Top 10% of High School Class:	Ranked in Top 25% of High School Class:	
9%	36%	70%	
ACT Composite (middle 50%):	SAT Composite (middle 50%):	First-Generation College Student:	Qualified for Pell Grant:
26-31	1320-1470	25%	28%

Twin Cities First-Year Enrollment



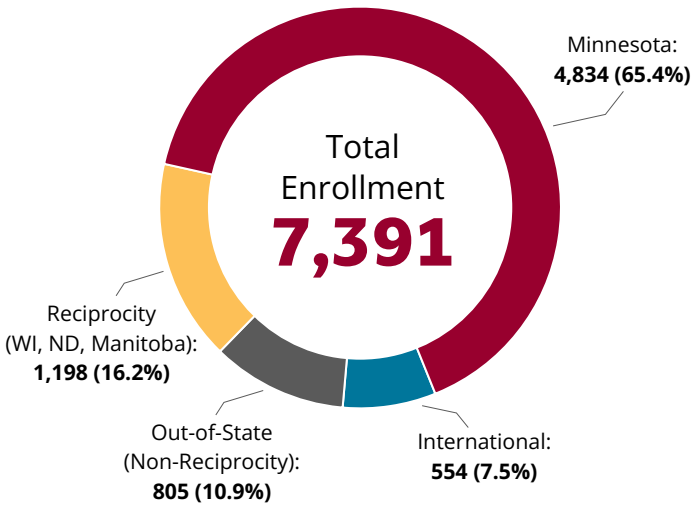


First-Year Enrollment

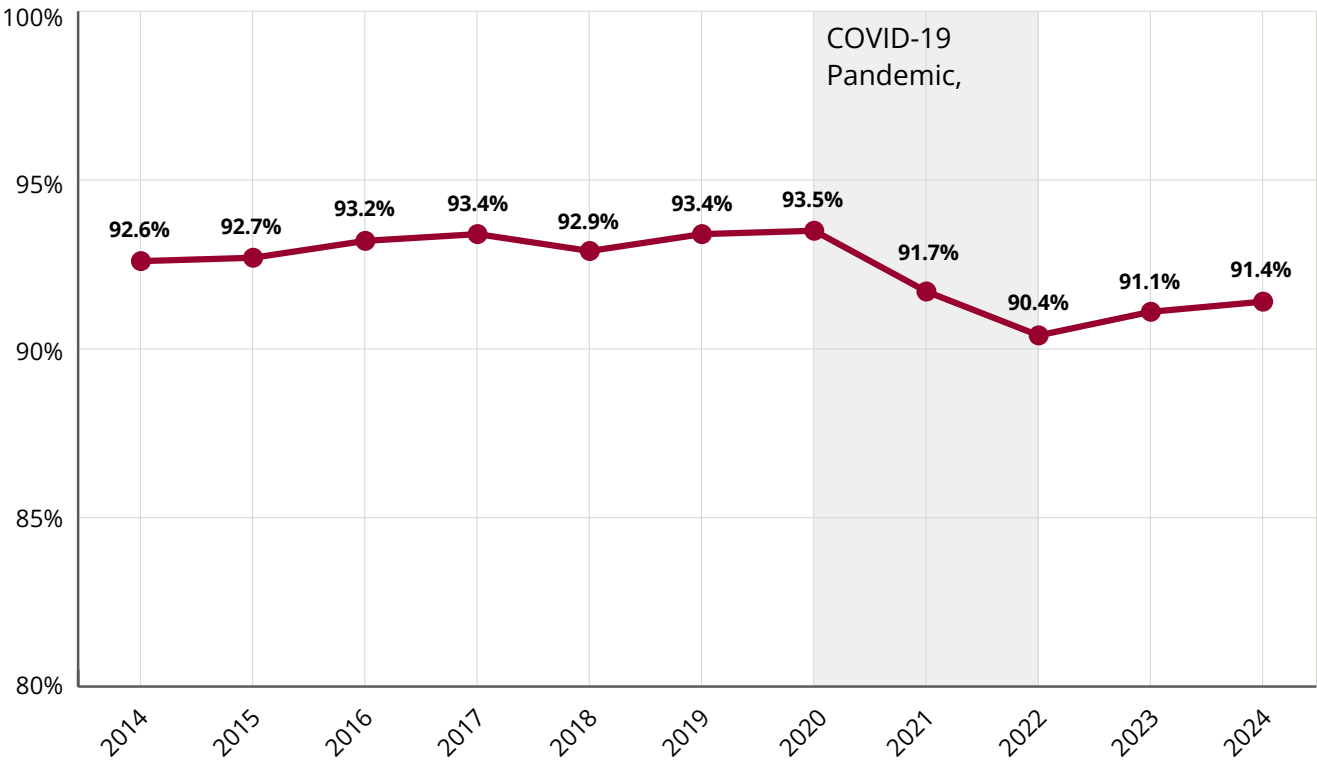
Top High Schools of 2024 First-Year Students:

- 1. Wayzata High School
- 2. Eden Prairie High School
- 3. Edina High School
- 4. Shakopee High School
- 5. Champlin Park High School
- 6. Mounds View High School
- 7. Eastview High School
- 8. Maple Grove Senior High School

Twin Cities First-Year Enrollment
BY RESIDENCY



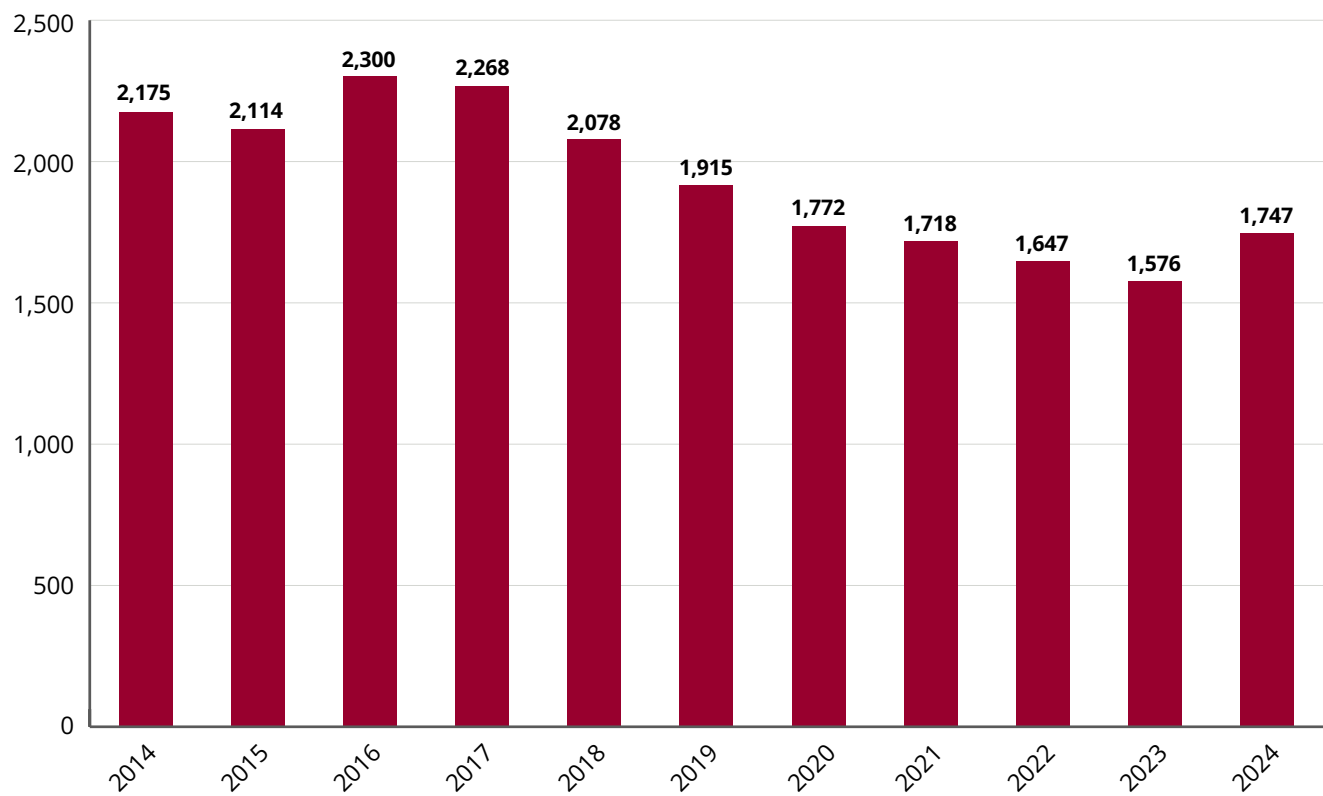
Twin Cities First-Year Retention Rate





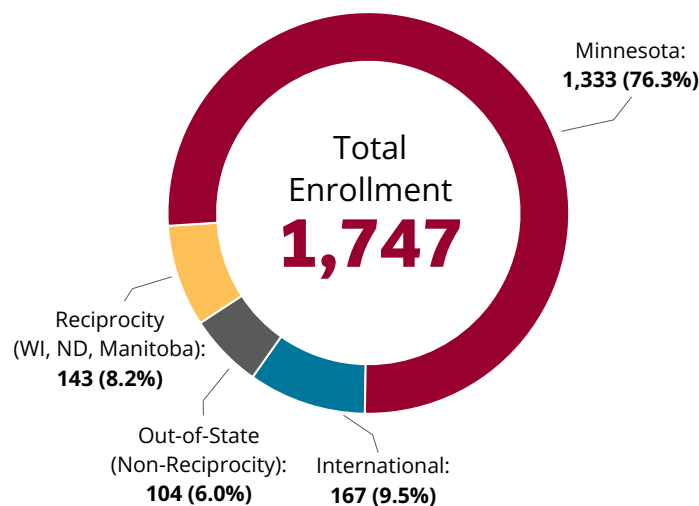
Transfer Enrollment

Twin Cities Transfer Enrollment



Twin Cities Transfer Enrollment

BY RESIDENCY



Top Schools Twin Cities Students

Transferred From:

1. Normandale Community College
2. Century College
3. Minneapolis Community & Technical College
4. Anoka-Ramsey Community College
5. North Hennepin Community College
6. Inver Hills Community College
7. Saint Paul College
8. University of St. Thomas



University of Minnesota Twin Cities Office of Enrollment Management

(612) 624-1007
oem.umn.edu

390 Northrop
84 Church St SE
Minneapolis, MN 55455

